
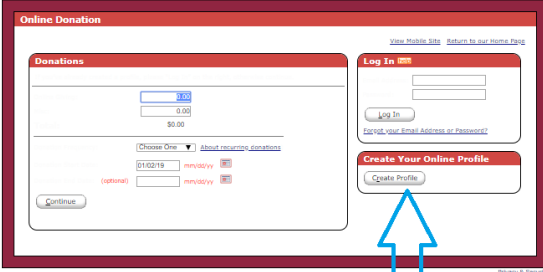


## How to create your eGiving profile:

1. Click the eGiving icon  on our church website at [www.stmarycuster.org](http://www.stmarycuster.org)

If using a computer,  
you will see:

St. Mary's Church, Custer



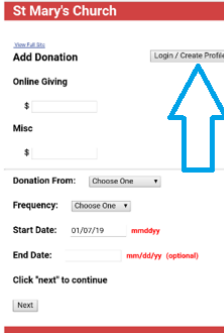
Online Donation

Donations

Log In

Create Your Online Profile

If using a mobile device,  
you will see:



St Mary's Church

Online Giving

Misc

Donation From:

Frequency:

Start Date:

End Date:

Click "next" to continue

2. Click the **“Create Profile”** button and fill in profile information, which includes:

Your email address

Name, address, city, state and zip

Phone number

Password *(that meets the requirements shown on the screen which includes:  
at least 8 characters, one must be a letter, one must be a number  
and cannot be your first name, last name nor email)*

3. After your profile is created, you will receive an email with the subject **“Profile Created Successfully”**. It comes from ***cs@vancopayments.com*** and confirms that a profile was created, along with a link for logging in again.

*Optionally, if you need help or want to manually create your profile, you can download and print the authorization form, fill in the needed information and turn it into the parish office.*